



Smile Line ☺
made in switzerland

VISION

...AN IDEA, A DREAM

When a new idea rises, in our opinion it is fundamental to expose it to the two main questions which will validate a deeper study and further materialization. Or not.

- Is the idea innovative?
- Does it really give an advantage to the end user?

Only those concepts which positively match these two questions will have a chance to come from Smile Line. Because they are not just variants to existing solutions, our items regularly become new reference items and trends. This is more often than not the reason why our customers are always eager to discover our new creations.

...DESIGN

Without function and ergonomics, a design presents not much interest as it is merely decoration. Since the inception of Smile Line in 1994, we have respected the innate concept for each new product. After the study of feasibility and the choice of manufacturing options, the real work of creation begins : choice of material, study of forms, volumes and ergonomics. Put together, these elements make the reason why our tools are unique and exclusive objects with a high added value.

...EXCLUSIVITY

While the whole industry talks about globalisation and productivity, it is passion that makes us advance. An unfailing passion that allows us to take into consideration the smallest details in order to offer you the tools and accessories which provide an experience more in harmony with your every day work. Smile Line is totally on the fringe of mass production and our exceptional products make your life easier, save time and to be more confident. At the same time, they are vectors of emotions that bring you a unique feeling of exclusivity.


Olivier Schaeren
Smile Line CEO



**I CREATE...
WE CREATE**

www.smileline.ch

SMILELINE 2017





INDEX

Smile Lite	4-5
Smile Lite MDP	6-7
Flexipalette	10
Photo-CAD	11
Sidekick, Implant drivers for dentists	12-13
veneerME	14-15
Holding Gel	15
My Shade Guide for composites	16
Sampler	17
Compo-Brush	18
Organ.ez	19
N-Architect, Anterior silicone moulds	20
N-Architect, Posterior silicone moulds	21
Golden Section	22-23
Interactive	24
Styleitaliano	25

SMILE LITE

SHADE MATCHING FOR THE SPECIALIST

Without the proper tool, shade-taking can become very risky and cause a source of failures when producing an aesthetic restoration. Several factors can influence an incorrect perception of true colors, like ambient light (intensity, quality) and the working environment. Even human factors like the level of stress or fatigue on the eye can cause shade-taking errors.

Smile Lite is a revolutionary tool which brings you reliability, simplicity and efficiency – it allows you to **drastically reduce the risk of mistakes during shade-taking.**

Equipped with 5500°K LEDs (light emitting diodes), Smile Lite provides natural and neutral light, stable and reliable regardless of the time of the day or the weather outside. A Li-Ion battery is integrated meaning that the device is easily rechargeable thanks to the mini-USB cable (cable and charger supplied in the set).

Light quality of Smile Lite allows you to **determine with ease and security the hue, value and chroma of natural teeth.**

The rectangular view finder through which the operator observes the teeth clearly limits the “working area” in order to avoid any outside interference.





Without polarizing filter



With Style Lense polarizing filter



Observe teeth as you have never seen before!

Inspired from the works of famous lecturers and clinicians, among them L. Vanini [1996] and S. Papazoglou [2016], together with our partner Styleitaliano [a group of passionate researchers and clinicians – www.styleitaliano.org] we developed a special polarizing filter that produces near to zero light interference easily adaptable to Smile Lite.

This “magical” filter amazingly annihilates light reflection (specular and diffuse) and allows the user to **observe the teeth in a totally new way**: easier appreciation of color, better understanding of the depth and transparencies, enhancement of the tiniest details and characterizations.

The live-polarization filter is packaged as a set with the Smile Lite. The filter can be attached to the Smile Lite with magnets, which allows for easy connection or removal.

Description	Item no.
Smile Lite, complete set incl. Style Lense polarizing filter	6500
Polarizing filter Style Lense	6510

SMILE LITE MDP

MOBILE DENTAL PHOTOGRAPHY

Nowadays, each new smartphone arriving on the market is equipped with a more performing and amazing camera. It is for taking advantage of this revolution in progress that Smile Line proposes you the very first device specially studied for allowing the most beautiful dental photos with your smartphone.



The word of the inventor of Smile Lite MDP:
Prof. Louis Hardan



Dear colleagues, dear friends,

After some 5 years of experiments with the use of smartphones in dental photography, I had the opportunity to start the development of Smile Lite MDP with the community Styleitaliano and the Swiss company Smile Line SA.

It is a huge pleasure and pride for me to introduce you a tool that development was 100% focused on dental photography with smartphones (MDP = mobile dental photography). Smile Lite MDP is a total revolution for dental photography because of its extreme simplicity of use, the professional results it is possible to reach and also because of its economical aspect. When making the comparison with photography with an SLR (single lens reflex) camera, the Smile Lite MDP can be described as **a mini photo-studio** that is able to cover the major needs of the user for:

- **A ring flash**
- **A dual flash**
- **Photography with softbox**
- **Photography with a polarizing filter**
- **Photography using softbox and polarizing filter combined**
- **Short videos**

On the previous page, you can discover a few examples of images that highlight the amazing possibilities when using a smartphone with Smile Lite MDP. After a very short time of tests and training, you too will be able to achieve such highly professional pictures.

Today on my opinion dental photographs are mandatory in every dental office, for the communication with a patient and with the lab and of course for your own patients' documentation! Smile Lite MDP has reached such a level of simplicity that it would be a pity to do without it.

I invite you to be curious, to enjoy playing with light and shadow and discover the phenomenal possibilities of the cameras on today's smartphones.

Wishing you a lot of pleasure at your first steps with Smile Lite MDP!

Sincerely,

Prof. Louis Hardan DDS, CES, DEA, PhD
Head Of Department Restorative and Esthetic Dentistry
Saint-Joseph University, Beirut

A New Era in Dental Photography

ACCESSORIES

Accessories warmly recommended for a « full options » Smile Lite MDP:

Lateral diffusers (2pcs)

Great for softening light and making surface texture more prominent.



Polarizing Filter (1pce)

Removes the reflection from the teeth and helps to determine the value of shade selection. It also helps to see the characterizations under the enamel layer.



Description	Item no.
MDP, lateral diffusers (2 pcs)	6610
MDP, polarizing filter	6620

Smile Lite MDP is a plug and play device that is very easy to use and that doesn't need any special App, calibration process or specific education. It will allow you to drastically improve your results with the camera of your smartphone... very easily, simple, and compact.

Soon it will become a mandatory tool for you:

- **Photos for shade taking**
- **Every day communication with the lab**
- **Short video clips**
- **Patients' documentation**
- **Artistic pictures**



6600
Smile Lite MDP,
Mobile Dental
Photography

Smile Lite MDP can be considered as a "mini photo studio". It is equipped with three groups of LEDs (light emitting diodes); each group can be lit up individually, while you also have the possibility to set the power of illumination thanks to a dimmer (four different steps of power).



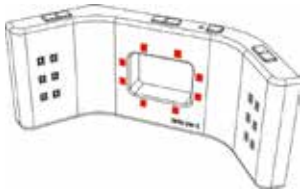
Smile Lite MDP with the three groups of LEDs that can be set up individually.

The back of Smile Lite MDP is equipped with a universal adaptor that is adjustable for any model of smartphone having a width between 55-85mm.

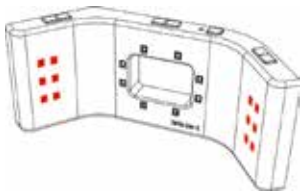


Smile Lite MDP with the adjustable universal adaptor that fits the big majority of smartphones.

Examples of the amazing possibilities with Smile Lite MDP and a smartphone



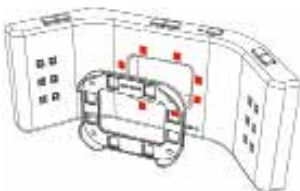
MDP with central LEDs at full power, lateral LEDs off.
With Flexipalette contrastor and retractors.



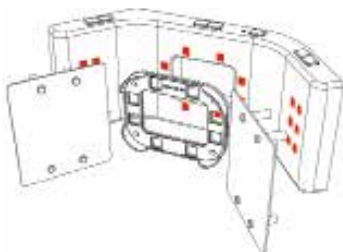
MDP with lateral LEDs at full power, central LEDs off.
With Flexipalette contrastor and retractors.



MDP with lateral LEDs at full power + diffusers, central LEDs off.
With Flexipalette contrastor and retractors.



MDP with central LEDs at full power + polarizing filter, lateral LEDs off.
With Flexipalette contrastor and retractors.



MDP with central LEDs at full power + polarizing filter, lateral LEDs at
low power + diffusers. With Flexipalette contrastor and retractors.



All pictures taken with Flexipalette black contrastors

FLEXIPALETTE

In partnership with Styleitaliano, a study group of passionate clinicians and researchers, Smile Line introduces on the market an assortment of very unique and innovative contrastors intended for intra-oral photography: Flexipalette.

Flexipalette is made out of a bendable copper sheet 100% overmoulded with a medical grade silicone rubber, latex free, safe and hypoallergenic.

- **Flexipalette can be sterilized in autoclave at 135°C**
- **Flexipalette is absolutely opaque and reflection-free**
- **Flexipalette is gentle and soft in the patient's mouth**
- **Flexipalette can be folded in a 30° to 45° degree angle**

When visiting Smile Line's website, you'll discover an instructive video-clip demonstrating you how to use Flexipalette and its great advantages.

Flexipalette A



Flexipalette B



Flexipalette C



Flexipalette
Color Match



A must have for
intra-oral photography



Description	Item no.
Flexipalette, set of 4 forms	FP-3100
Flexipalette, form A	FP-3001
Flexipalette, form B	FP-3002
Flexipalette, form C	FP-3003
Flexipalette, Color Match	FP-3004

PHOTOCAD

A NEW GENERATION OF RETRACTORS




With Flexipalette

Without Flexipalette



PC-3001
Photo-CAD LOW



PC-3002
Photo-CAD UP
(2 pcs)

The innovative design of the Photo-CAD retractors allows for the best results with photography of the 4 quadrants and during digital impressions with Cad CAM systems. Photo-CAD can be ergonomically folded and adapted to the patient's mouth and to the needs of the photographer. They have a soft surface for the patients' best comfort. **The material is opaque, reflection-free** and can be sterilized.

Photo-CAD LOW is a totally unique tool which allows for the retraction of both the cheek and the tongue in the same use during an "occlusal" image capture of a lower quadrant. It allows to make the arch free by keeping aside the soft tissues. Photo-CAD LOW also makes optical scanned-impressions of lower preparations easier.

Photo-CAD UP is a cheek retractor which can be used every day. Its function when in use for dental photography will be to retract the vestibular soft tissues in the area upper pre-molar/ molar during "occlusal" image capture. It will be of great help too during optical scanned-impressions for Cad-CAM systems.

Description	Item no.
Photo-CAD, set of 3 pcs	PC-3100

SIDEKICK

IMPLANT DRIVERS CLINIC

Have you ever been unable to screw/unscrew an implant of a brand you are not familiar with or an extremely high or short length and you are missing that driver in your armamentarium? It is a very common problem to have.



Nobel Biocare¹ Compatible driver

D-400-NOB-S Driver tip, 8 mm
D-400-NOB-M Driver tip, 13 mm
D-400-NOB-L Driver tip, 25 mm



Straumann¹ Compatible driver

D-400-STR-S Driver tip, 8 mm
D-400-STR-M Driver tip, 13 mm
D-400-STR-L Driver tip, 25 mm



Astra Tech¹ Compatible driver

D-400-AST-S Driver tip, 8 mm
D-400-AST-M Driver tip, 13 mm
D-400-AST-L Driver tip, 25 mm



Friadent¹ Compatible driver

D-400-FRI-S Driver tip, 8 mm
D-400-FRI-M Driver tip, 13 mm
D-400-FRI-L Driver tip, 25 mm



3i¹ Compatible driver

D-400-iii-S Driver tip, 8 mm
D-400-iii-M Driver tip, 13 mm
D-400-iii-L Driver tip, 25 mm



Camlog¹ Compatible driver

D-400-CAM-S Driver tip, 8 mm
D-400-CAM-M Driver tip, 13 mm
D-400-CAM-L Driver tip, 25 mm



Ankylos¹ Compatible driver

D-400-ANK-S Driver tip, 8 mm
D-400-ANK-M Driver tip, 13 mm
D-400-ANK-L Driver tip, 25 mm



SPI¹ Compatible driver

D-400-SPI-S Driver tip, 8 mm
D-400-SPI-M Driver tip, 13 mm
D-400-SPI-L Driver tip, 25 mm



Flat driver 1.4 mm

D-400-1.4-S Driver tip, 8 mm
D-400-1.4-M Driver tip, 13 mm
D-400-1.4-L Driver tip, 25 mm



D-401
Driver's head

¹Nobel Biocare, Straumann, Astra Tech, 3i, Camlog, SPI, Ankylos, Friadent are all registered Trademarks.

Sidekick's box of screwdrivers for implantology gathers 9 models (each available in 3 lengths) that are compatible with the most popular implant systems on the market. The aim is that you have available, **anytime and immediately THE correct model and length of driver needed.**

Thanks to the wide choice of proposed geometries, in 99% of the cases you'll find a compatible model with other brands of implants' screws. A smart clipping mechanism allows you to quickly assemble/disassemble the driver's tip and the (very compact) head.

For completing the concept, Smile Line has created a special clamp forceps which tip is perfectly designed to match the profile of the driver's head for extra tightening or difficult un-tightening. Its use is extremely comfortable with a **with a direct access to the head's side** without removing the driver from its place.

Smile Line's box of implant drivers is available in two executions: the "basic" set that includes one driver tip of each in the medium size (9 tips + 1 head) or the "master" set that includes one driver tip of each in the three sizes (27 tips + 1 head).

Should you prefer to compose your own customized box, you may order all the components individually.



Ergonomic, universal
and comfortable



D-402
Clamp forceps

Description	Item no.
Sidekick implant drivers set, inclu. 9 tips 13 mm, 1 head, aluminum box	D-430-Basic
Sidekick implant drivers set, inclu. 27 tips (8-13-25 mm), 1 head, aluminum box	D-430-Master
Sidekick aluminum box, empty	D-499
Replacement o'ring for driver's head, 5 pcs	D-403

VENEER ME

Thanks to veneerME, you'll be able to carry and ship and also manipulate your hyper-delicate veneers in the highest conditions of security!

Maximum security
for your veneers



The sticky polyurethane gel-pad

The base of veneerME box is covered with a sticky pad out of polyurethane gel. Veneers are placed on this pad on their buccal surface, and adhere naturally. All the preparation process of the internal part of the veneer (acid etching, silanization) can be done in this position **without any fear of a veneer escaping or falling on the floor**. The pad's material is super resistant and can be re-used several times (it is easily replaceable in case of deterioration).

The security membrane-frame

Once the veneers are secured on the pad, the membrane-frame is clipped on the base of veneerME box for extra fixation. The xx-thin membrane, made out of nylon, delicately adapts to the shape of the veneers. This done, you just need to close the lid and your master work is ready for delivery. The membrane-frame can be replaced -if needed- after having been used several times.

Huge advantage: the membrane is permeable! In other words the clinician can proceed with rinsing and drying after having replaced the membrane-frame on the base. This way the clinician can work in the best conditions and in total security.

Description	Item no.
veneerME, set of 3 complete boxes, 3 spare PU pads and 3 spare membrane-frames	2600
veneerME, spare PU pads (10 pcs)	2610
veneerME, spare membrane-frames (10 pcs)	2620

HOLDING GEL

Gel for temporarily fixation

Holding gel is a beloved product in the dental laboratories. Dental technicians use it for temporarily fixation of veneers and full ceramic crowns on the model. Many clinicians started using this amazing gel for intraoral try-in with great satisfaction!

Transparent, so it doesn't alter the shade, it is a water based product that very easily dissolves.



Description

Holding gel, 2 x 6 ml

Item no.

5110


MY SHADE GUIDE FOR COMPOSITES

EASY MAKING OF DENTIN ENAMEL SAMPLES

Thanks to the special design of the two-parts mould, you have the possibility to produce very easily and in a professional way your **composite teeth samples dentin-enamel**.

A small portion of enamel is placed in the first mould, then pressed with help of the second mould which is in fact presenting a positive shape of dentin. Result after light-curing of this first step will be a composite veneer out of enamel material. The second step will need the filling of the hollow part of the veneer with the selected shade of dentinal composite material. Simple, fast and professional!

Two sets are proposed (Minikit and Masterkit), offering both the needed accessories for the production of your customized shade guide.



Description	N°Art.
My Shade Guide, Mini-kit: 1 holder, 5 sticks&clips, 1 double mould in silicone	7600-N
My Shade Guide, Master-kit: solid aluminum base with PC lid, 5 holders, 25 sticks&clips, 1 double mould in silicone	7500-Master
Double mould in silicone	7630
Sticks & clips, 100 pces	7520-N
Sticks & clips (25 pces) + holders (5 pces)	7522-N
Clips, 100 pces	7525-N



SAMPLER

This very precise tool allows you to produce composite tabs from your personal materials in a very simple and professional way. Thanks to the graduation, you can decide of the thickness of your samples.

Should you wish, black tablets out of laminated card stock exist and give your the possibility of gluing and indexing all your tabs for complete customization.



Transparencies according to different thicknesses

Sampler for composite tabs



Description	Item no.
Sampler only	7015
Indexing tablet, 5 pcs	7016

COMPO-BRUSH

The new Compo-Brushes developed with Styleitaliano are intended for composite staining.

Their black synthetic fiber allow for **extreme precision with the best contrast**. A working quality superior to standard brushes you find normally in the composite kits. Brush tips hold by friction on their handle.

#000 Posterior brush tip can easily be bent by the user for a better access to the posterior areas.

Compo-Brush set contents two complete brushes and two replacement brush-tips of each model. Single brushes as well as brush tips refills are available separately.

Description	Item no.
Compo-Brush, set of 2 brushes and 2 spare tips ea. (2 x ANT & 2 x POST)	4650-Set
Compo-Brush, tips #000 for posteriors (50 pcs)	4651-POST
Compo-Brush, flat tips for anteriors (50 pcs)	4651-ANT




4650-POST
Compo-Brush,
complete brush
#000

4650-ANT
Compo-Brush,
complete flat brush



ORGAN.EZ



Solid aluminum
burstand



At first sight, some will see a sculpture placed on the bench. Don't be misled : **ORGAN.EZ** is first and foremost extremely useful and ergonomic.

ORGAN.EZ allows you to **systematically arrange** your burs, diamonds, polishers with a simple notion – knowing instantly where to find them instead of having to search.

Made out of solid aluminum, ORGAN.EZ is very stable where you place it. For a maximum comfort when taking or replacing the burs, the entrance of each hole starts with a slight angle.

A maximum of 63 instruments with a shaft 2.35 can be placed. On the first level, you'll notice 8 additional holes intended for the placement of your air-turbine burs.

8100
Organ.ez, solid
aluminum stand
for HP & FG burs

SILICONE MOULDS

N-ARCHITECT ANTERIORS



Made out of transparent silicone, these moulds allow you to easily and rapidly produce your light curing composite veneers for semi-direct or indirect technique.

The assortment is gathering beautiful basic shapes: triangular, oval, rectangular as well as universal lower anterior form, all available in two sizes for a total of 8 moulds in the set.



Description	Item no.
New Architect, set of 8 anterior silicone moulds	2111

SILICONE MOULDS

N-ARCHITECT POSTERIOR



N-Architect posterior moulds complete the assortment of anterior moulds described on the left page. Two upper and two lower sizes are supplied in the set.

Ideal for semi-direct and indirect composite technique, these moulds are also beloved in the dental laboratories for producing pressable ceramics.

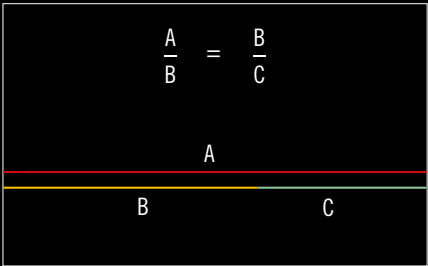
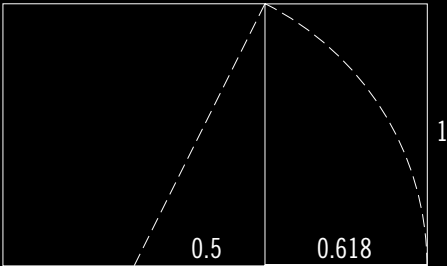


Description	Item no.
New Architect, set of 4 posterior silicone moulds	2121

GOLDEN SECTION DIVIDER

The golden proportion is a ratio which result is called mathematically Phi (1.618) or phi (0.618). It is proven that **the universe uses this proportion for its own construction**, from the genetic sequences up to the level of galaxies, passing by construction of flowers, insects, a hand, a face or the whole body.

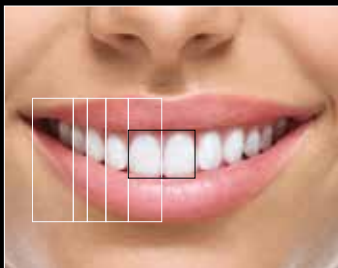
As we are able to divide a line by its middle or draw a perpendicular, we all recognize the Golden Proportion as a constant for harmony and balance.



Description	Item no.
Golden Section Divider set, including an assortment of 6 grids blocs, instructions	6010

For the determination of the Golden Proportion

55 89 144 233 377 610 987 1597 2584 4181 6765 10946 17711 28657 46368 75025 121393 196058 317811



FASCINATING TOOL

Golden Section Divider will **allow you to easily assimilate "physically" the concept**. Slightly or widely open, the Golden Section Divider indicates always two segments respecting the golden proportion. Made out of the highest quality stainless steel and very carefully assembled by hand, the divider is a wonder of precision mechanics. It is supplied together with an assortment of the very useful blocs of grids and of course with instructions of use.



THE GOLDEN PROPORTION IN DENTISTRY

Many studies mention the golden proportion as being one of the ingredients for the harmony of a smile and dentition (see images). The Golden Section Divider and the grids allow you to discover in a few seconds the theoretical ideal goal in comparison to the real situation in the mouth. These informations are very exciting and very useful for :

- **esthetic anterior cases**
- **dentures**
- **positioning-angle-axis of teeth**
- **gingivectomy**
- **wax-up control**



The "Golden Section Grids" printed on paper (assortment of blocs supplied in the kit) are very useful for registrations in the mouth of a patient as well as when working with a model.

INTERACTIVE

Smile Line's catalogue is traditionally produced every second year. During those two years, obviously we develop and launch on the market more innovative products and developments. You can discover them in real time on our regularly updated website www.smileline.ch



STYLEITALIANO

MORE THAN JUST AN INSPIRATION FOR US

The study group Styleitaliano started with a meeting between two friends, Dr. Walter Devoto and Prof. Angelo Putignano, both worldwide renowned experts in restorative aesthetic dentistry. Their goal is to share with the most people simple and proven techniques allowing everyone to improve and tend towards success.

Since then, the study group met a huge development for becoming one of the most respected and followed group internationally.

WWW.STYLEITALIANO.ORG

WWW.FACEBOOK.COM/STYLEITALIANO

Smile Line and Styleitaliano met in 2011. While we were focusing on the development of tools and accessories dedicated to the dental laboratory, Styleitaliano allowed us -thanks to their innovative and brilliant ideas- to open the door of dental offices.

We wish to express here our warm thanks to every person in the Styleitaliano group for their kindness, availability and humility.



Smile Line ☺
made in switzerland

Smile Line SA
Z.I La Clef 5
PO Box 229
CH-2610 St-Imier · Switzerland
Tel. +41 32 944 22 44
Fax +41 32 944 22 45
mail@smileline.ch
www.smileline.ch